



Black Ants

(Garden Ants)

How to control them



www.hullcc.gov.uk



Hull
City Council

Why control them?

Black ants, or garden ants as they are more commonly known, can become a problem during spring and summer months when they nest in and around buildings and gardens.

Large swarms of flying ants can sometimes emerge from early spring. These are mating ants. Swarms may last up to 3 hours. After mating the males die but the females shed their wings and dig a cell in the soil where they may start new nests.

Ants feed on a wide range of foods but are particularly attracted to sweet substances such as sugar or honey and will often invade homes, kitchens and cupboards etc. in search of such food.



Although ants are not inherently 'dirty' insects, they may sometimes walk across unclean surfaces during their foraging. This leads to them being considered unacceptable.

When one foraging worker ant successfully locates a food source it is able to communicate this information to its co-workers which can lead to vast numbers of worker ants invading and contaminating human foods.

Prevention and control

Control measures should only really be required where ants are invading or living in properties. To prevent invasion good hygiene is essential.

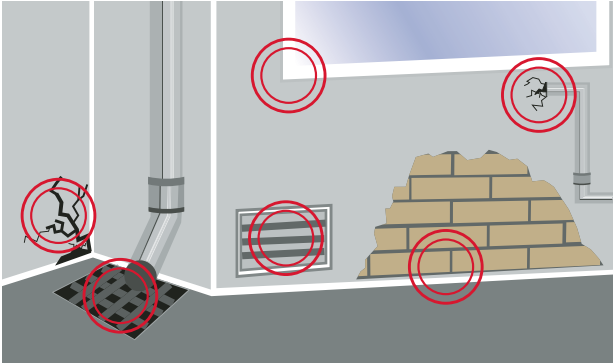
Always:

- > Ensure all food waste and spillages are cleaned up immediately.
- > Keep foods sealed in tight-fitting containers, especially sweet foods like sugar.
- > Avoid leaving pet food out for long periods.
- > Ensure that rubbish bins are emptied regularly.

In cases of invasion:

- > All cracks and crevices and other faults in the building should be sealed with mortar/cement or mastic, as appropriate.

- > These proofing measures should be supported with the application of a residual insecticide.



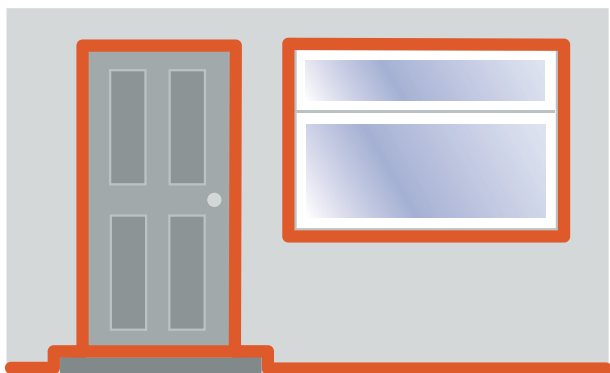
All potential entry points should be sealed.

Successful ant control using insecticides takes a great deal of time and effort as nests are frequently inaccessible and difficult to destroy. For this reason the best person to control the problem is often the occupier.

Using an insecticide:

- > Apply a continuous band of insecticide around all points of entry such as doors, windows, ventilators, ducts and drains to form a barrier both internally and externally. Re-apply any external insecticide washed away by rain.
- > Wall/floor junctions, ant runs and harbourages should all be treated.
- > Particular attention should be given to small insignificant cracks, which may be major points of entry for ants.

- > Regular treatments will be required and should start when the first signs of activity are observed, normally in late spring.
- > Treat flying ants inside with a suitable aerosol insecticide.



Insecticide should be applied round all points of entry

Some 'delayed action' insecticide baits can be very effective in destroying ants' nests. The worker ants transport the poison back to the nest which is then destroyed.

Suitable insecticides can be bought from most supermarkets, diy stores and chemists.

Further advice

Please remember that pesticides are toxic and the manufacturer's instructions must be followed at all times.

If you have any questions about the information contained in this leaflet, please contact the council's pest control section on (01482) 300300.

Hull City Council has made every effort to ensure the accuracy of the information in this leaflet. It does not warrant or represent that it is entirely accurate in every respect. Hull City Council does not accept liability or responsibility for any loss, damage or inconvenience howsoever caused which may occur from use of or reliance on this information.

This document is available in alternative formats (large print, audio and braille).

Please ring (01482) 300300.



Awarded for excellence



INVESTOR IN PEOPLE



1090A

If you would like the information in this document, (or if you know of anyone who may like this information) in another language please tick the appropriate box, fill in the details and send it to the address on the back.

Ne qofte se do ta deshironit donit, (ose njihni dike qe mund te deshijoje kete informacion) informacioni e ketij dokumenti ne nje gjuhe tjeter, ju lutemi shenoni kutine perkatese, plotesoni detajet dhe dergojeni ne adresen qe eshte mbrapa.

إذا اردت الحصول على المعلومات في هذه الأستشارة (أو تعرف أحد ما يحتاج هذه الأستشارة) مترجمة الى لغة أخرى ، فالرجاء التأشير في المربع المناسب و عنيها بالتفاصيل المطلوبة و ارسلها الى العنوان المذكور على خلف الصفحة.

如果你想這份文件中的信息 (或者你知道任何人可能想要這些信息) 用別種語言表達 , 請在適當的方塊中打勾 , 並填寫具體內容 , 然後寄到後面的地址

اگر اطلاعات موجود در این داکيومنت را به زبان ديگري ميخواهيد (يا اگر فرد ديگري را مي شناسيد که اين اطلاعات را به زبان ديگري ميخواهد) لطفاً مربع مربوطه را علامت بزنيد، مشخصات خود را نوشته کرده و به آدرس پشت روان کنيد.

اگر اطلاعات این جزوه را به زبان ديگري ميخواهيد (يا اگر فرد ديگري را مي شناسيد که اين اطلاعات را به زبان ديگري ميخواهد) لطفاً مربع مربوطه را علامت زده و مشخصات خود را نوشته و به آدرسي که در پشت نوشته شده است بفرستيد.


Si vous aimeriez les informations de ce document (ou si vous connaissez quelqu'un qui voudrait ces informations) dans une autre langue, cochez la case nécessaire, remplissez la fiche et renvoyez-la à l'adresse au recto de cette feuille.

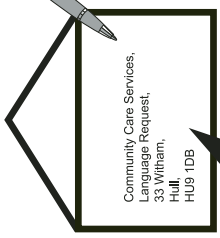
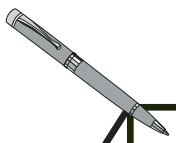
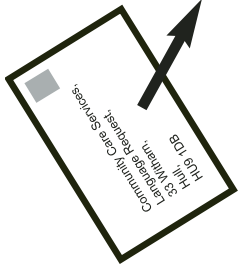

قطر دقتو یت هتر بککله لئو ز ایناریانی ناو نام پلاکر اوخت به ز مانیکی تر دقتست کتو یت. بو خوت (بان هتر کتسیفک دقتیاسی) ناو اضا ارطوشه کتهای بئر امبتر ی دیاری بکوی نشان ناو نونیشانی خوت بنووسو بنیتر فوره بو لئو ناخر شهسهی کتله شتته فوره نوسره او.

Если прочитав данное руководство, вы решите что вам нужна дальнейшая информация или вы знаете кого-то кому нужна дальнейшая информация на русском языке, пожалуйста заполните купон, поставьте галочку напротив интересующей вас информации и отправьте по указанному с обратной стороны адресу.

Si Usted quiere la información contenida en este documento (o si usted sabe de alguien persona que podría ser interesada de este información) en otro idioma por favor marca la caja adecuada, llena los detalles necesarios y envíala en la dirección escrita por detrás.

Bu belgedeki bilgilerin başka bir dille çevirisine ihtiyacınız olursa, (veya buna ihtiyacı olabilecek birini tanıyorsanız), lütfen ilgili kutucuğu işaretleyiniz, gerekli bilgileri doldurunuz ve belgeyi arkada belirtilen adrese gönderiniz.

Name: Emri Nom et prénom И.О	اسم ناو
Fam isim 姓名 Nombre y Apellido	نام اسم:
Address Adresa Adresse Aqpec Адрес 地址 Dirección	عنوان نیشان آدرس آدرس
	



Community Care Services,
Language Request,
33 Witham,
Hull,
HU9 1DB

