



Wasps

How to control them



Common Wasp (*Worker*)



Why control them?

There are several species of wasp. Some are solitary, others are social and build large nests.

By far the most abundant are the common wasp and the german wasp, both of which have the ability to nest underground, in trees or in cavities, garden sheds and roof spaces etc.

Although wasps can be beneficial in the garden by killing many garden pests, they are widely feared for their ability to sting which can be very painful and, very rarely, fatal, usually due to anaphylactic shock.

Wasps do not die after stinging, (unlike bees), and can sting more than once.

They can become a problem when they nest in and around domestic properties, especially in late summer when they become irritable with the onset of cooler weather and feeding on fermenting, over-ripe, fruit juices.

It is only necessary to destroy nests when they are located in or near buildings or near sensitive areas such as play areas for children.

Treatment

Wasps are generally easy to control using a number of commercial products, (for use against wasps), if access to the nest, or near to the nest area, can be gained.

Flight lines of foraging worker wasps going into, or away, from the nest will show the location of the nest entrance.

Nests should be treated after dusk when the wasps are at their least active. Protective clothing should always be worn including gloves, tight fitting sleeves and trouser cuffs. Other people and pets should be kept well away.

Only nests that can be easily reached should be treated. Difficult to reach nests should be left to professional pest controllers.



Nests can be treated with insecticide (designed for killing wasps) in the following ways:

Dusting: insecticide powder is applied around and into the entrance of the nest. The powder is then carried on the bodies of the wasps, where it contaminates the centre of the nest and eventually kills the queen and remaining wasps.

Spraying: a liquid insecticidal spray can be applied directly onto the nest or to the entrance holes of the concealed nest. The spray contaminates the nest in the same way as the powder.

Dead wasps can still sting so remember to sweep up and safely dispose of any dead ones.

Safety first

Please remember that pesticides are dangerous. Always read the label before use and follow the manufacturer's instructions at all times.

Keep pesticides away from children and pets at all times.

If a wasps nest is situated close to a fish pond do not contaminate the pond with insecticide as fish are very susceptible to insecticides.

Non harmful wasps and bees

Every effort should be made to avoid carrying out control treatments against non-pest wasp species and bees, because of their strong beneficial role as pollinators and predators of garden pests.

If you have any doubt about the identification of the insect please call the pest control section on 01482 300300.

Further advice

Please remember that pesticides are toxic and the manufacturer's instructions must be followed at all times.

If you have any questions about the information contained in this leaflet or would like a treatment, please contact the pest control section on (01482) 300300.

Hull City Council has made every effort to ensure the accuracy of the information in this leaflet. It does not warrant or represent that it is entirely accurate in every respect. Hull City Council does not accept liability or responsibility for any loss, damage or inconvenience howsoever caused which may occur from use of or reliance on this information.

This document is available in alternative formats (large print, audio and braille).

Please ring (01482) 300300.



Awarded for excellence



INVESTOR IN PEOPLE



1090W

If you would like the information in this document, (or if you know of anyone who may like this information) in another language please tick the appropriate box, fill in the details and send it to the address on the back.

Ne qofte se do ta deshironit donit, (ose njihni dike qe mund te deshiroje kete informacion) informacionin e ketij dokumenti ne nje gjuhe tjeter, ju lutemi shenoni kutine perkatese, plotesoni detajet dhe dergojeni ne adresen qe eshte mbrapa.

إذا اردت الحصول على المعلومات في هذه الإستمارة (أو تعرف احد ما يحتاج هذه الإستمارة) مترجمة الى لغة أخرى ، فالرجاء التأشير في المربع المناسب و عينها بالتفاصيل المطلوبة و ارسالها الى العنوان المذكور على خلف الصفحة.

如果你想這份文件中的信息 (或者你知道任何人可能想要這些信息) 用別種語言表達，請在適當的方塊中打勾，並填寫具體內容，然後寄到後面的地址。

اگر اطلاعات موجود در این داکومننت را به زبان دیگری میخواهید(یا اگر فرد دیگری را می شناسید که این اطلاعات را به زبان دیگری میخواهد) لطفاً مربع مربوطه را علامت بزنیید. مشخصات خود را نوشته کرده و به آدرس پشت روان کنید.

اگر اطلاعات این جزو را به زبان دیگری میخواهید (یا اگر فرد دیگری را می شناسید که این اطلاعات را به زبان دیگری میخواهد) لطفاً مربع مربوطه را علامت زده و مشخصات خود را نوشته و به آدرسی که در پشت نوشته شده است بفرستید.


Si vous aimeriez les informations de ce document (ou si vous connaissez quelqu'un qui voudrait ces informations) dans une autre langue, cochez la case nécessaire, remplissez la fiche et renvoyez-la à l'adresse au recto de cette feuille.

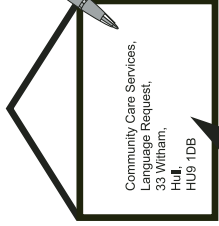
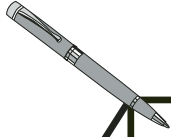
قطر دقتو یت هتر په ټیکه له ز انځر پانځه ډاډو ټم بلادرگو اوت به ز ماښکي تر دقت کولو یت یو خوت (پان هتر کسپیکه؟ دټیاسی) ډاډو اوتو شونکې په اوسپنې ډیاری بگو ټاښان ډاډو نوښانی خوت نووسلو ښیږنو ته یو ډاډو ځانر کسپه کیله شستنه نو سر اوه.

Если прочитав данное руководство, вы решите что вам нужна дальнейшая информация или вы знаете кого-то кому нужна дальнейшая информация на русском языке, пожалуйста заполните купон, поставьте галочку напротив интересующей вас информации и отправьте по указанному с обратной стороны адресу.

Si Usted quiere la información contenida en este documento (o si usted sabe de alguien persona que podría ser interesada de este información) en otro idioma por favor marca la caja adecuada, llena los detalles necesarios y envíala en la dirección escrita por detrás.

Bu belgedeki bilgilerin başka bir dilde çevirisine ihtiyacınız olursa, (veya buna ihtiyacı olabilecek birini tanıyorsanız), lütfen ilgili kutucuğu işaretleyiniz, gerekli bilgileri doldurunuz ve belgeyi arkada belirtilen adrese gönderiniz.

Name: Emri Nom et prénom V.O Φαμίλιον 姓名 Nombre y Apellido	اسم نام نام اسم: عنوان نیشان آدرس آدرس
Address Adresa Adresse Apqec Adres 地址 Dirección	
	



Community Care Services,
Language Request,
33 Witham,
Hull,
HU9 1DB

Community Care Services,
Language Request,
33 Witham,
Hull,
HU9 1DB

